



FINAL PROGRAM

September
10th-12th

2009

Nice, Côte d'Azur /
French Riviera

www.5continent-congress.com
www.laser-nice.com



PROFESSIONALITY AND CREATIVITY - THE WAY TO SUCCESSFULL EVENTS



Logi-Vent GmbH
Industriestr. 11
D-27211 Bassum
Tel. +49 (0) 4241 93 32 26
Fax: +49 (0) 4241 93 32 65
www.logi-vent.de

Table of Contents

Table of Contents	03
Welcome	04
Speakers	05
Main Sponsors	06
Sponsors	08
Welcome to Nice	11
Timetable Thursday 10 th	14/15
Timetable Friday 11 th	16/17
Timetable Saturday 12 th	18/19
Registration Industrie Symposium	20/21
Congress Venue	22
Hotels	25
Maps	28
General Information	29
General Information	30/31
Guidelines for Abstracts	32/33
Call for Abstracts	34
Registration Form	35

Scientific Committee

We welcome you...



... at the "Lasers and Aesthetic Medicine on 5 Continents" Congress.

For the first time ever physicians from all over the world may use this location as a professional platform for extensive interaction and advanced training.

Under the guidance of an international panel of dermatologists and plastic surgeons, who have taken up the challenge to organise a new dimension of a highly professional 3 day conference in terms of basic science and controversies in the field of aesthetic medicine.

Maurice Adatto

MD (Switzerland) - Congress President -



Christine Dierickx,

MD (Belgium)
- Congress Vice President



David Goldberg,

MD (USA)



Henry H. Chan,

MD (Hong Kong)



Moshe Lapidoth,

MD (Israel)



Klaus Fritz,

MD (Germany)



Michael H. Gold,

MD (USA)

Committed Speakers include:

Glynis Ablon	USA	Max Lafontan	France
Maurice Adatto	Switzerland	Marina Landau	Israel
Pierre André	France	Dirk Landwehr	Germany
Sylvie Angel	France	Sean Lanigan	UK
Benjamin Ascher	France	Moshe Lapidoth	Israel
Mathew Avram	USA	Olle Larkö	Sweden
Ashraf Badawi	Egypt	Joyce Lim	Singapore
Eliot F. Battle	USA	Michel Magis	France
Gianfranco Bernabei	Italy	Dieter Manstein	USA
Peter Bjerring	Denmark	Leonardo Marini	Italy
Régine Bousquet	France	Andreas Mayer	Germany
Daniel Cassuto	Italy	Jean-Michel Mazer	France
Henry H. Chan	Hong Kong	Serge Mordon	France
Tony Chu	UK	M. Naouri	France
Joel Cohen	USA	Stuart Nelson	USA
Serge Dahan	France	Mark Nestor	USA
Mauricio de Maio	Brazil	Keyvan Nouri	USA
Christine Dierickx	Belgium	Jean-Paul Ortonne	France
Afshin Fatemi	Germany	Uwe Paasch	Germany
Tanja Fischer	Germany	Anne Le Pillouer-Prost	France
Nathalie Fournier	France	Kevin Pinski	USA
Alina Fratila	Germany	Jason Pozner	USA
Klaus Fritz	Germany	Bertrand Pusel	France
Reinhard W. Gansel	Germany	Alessio Redaelli	Italy
Victor Garcia	Spain	Bernard Rossi	France
Nancy Garcia Tan	Philippines	Anita Rütter	Germany
Stéphane Gentil	France	Berthold Rzany	Germany
Roy Geronemous	USA	Neil Sadick	USA
Chee Leok Goh	Singapore	Gerhard Sattler	Germany
Michael H. Gold	USA	Brooke Seckel	USA
David Goldberg	USA	Nikolaus Seeber	Germany
Alain Gondinet	France	Sabine Stangl	Germany
Chris Griffin	UK	Markus Steinert	Germany
Merete Haedersdal	Denmark	Luc Sulimovic	France
Doris Hexsel	Brazil	Zeina Tannous	USA
Said Hilton	Germany	Daphné Thioly Bensoussan	France
Klaus Hoffmann	Germany	Godfrey Town	UK
ChangHun Huh	Korea	Gérard Toubel	France
Frederick Jones	USA	Agneta Troilius	Sweden
Ilan Karavani	Belgium	Antoine Turzi	Switzerland
Bruce Katz	USA	Michèle Verschoore	France
Gerd Kautz	Germany	Jean-Luc Vigneron	France
Arielle Kauvar	USA	Danny Vleggaar	France
Suzanne L. Kilmer	USA	Michael Weidmann	Germany
Wolfgang Kimmig	Germany	Luitgard Wiest	Germany
Peter Kollias	Netherlands	Christopher Zachary	USA
Taro Kono	Japan	Sabine Zenker	Germany

Main Sponsors:





Better Together

 **ADVANCED
BODY
SCULPTING™**
PROCEDURES



As stand-alone aesthetic solutions, LipoLite™ Laser LipoSculpture™ and VelaShape™ have a proven track record of success. Used together, they represent a flexible, innovative approach for offering your patients effective, minimally invasive treatments leading to body contouring, smooth results and fast recovery.

- Choose LipoLite laser-assisted lipolysis to effectively treat a wide range of body areas.
- Follow up with VelaShape for further body contouring and cellulite reduction.

Come Visit Syneron's Booth: #C1
www.syneron.com, infois@syneron.com

**Syneron™**
Powered by elōs

Sponsors:



wisePress.com

EUROPE'S LEADING CONFERENCE BOOKSELLER

THE BEAUTY OF EFFECTIVE AESTHETIC TREATMENTS

5 Continent Congress
September 10-12, 2009

**VISIT THE PALOMAR BOOTH
AT THE 5 CONTINENT CONGRESS,
BOOTH B.1.2** to hear about our latest
products and why leading clinicians who have
experienced a variety of aesthetic technology choose
Palomar to take them forward.

The **SlimLipo™** Body Sculpting Laser
for *true* laser body sculpting

The **XD Microlens™** for extra deep
fractional non-ablative skin resurfacing
and scar treatments

The **Groove Optic™** using safe
fractional technology for results
approaching those of full
surface ablation



©2009 Palomar Medical Technologies, Inc. Palomar and StarLux are registered trademarks
and SlimLipo, XD Microlens, and Groove Optic are trademarks of Palomar Medical Technologies, Inc.
ALL RIGHTS RESERVED.

www.palomarmedical.com USA: 1-800-PALOMAR Europe: +31 20 624 6159

Palomar Medical Technologies, Inc. 82 Cambridge Street, Burlington, MA 01803 USA
Palomar Medical Technologies BV, Kleine Gartmanplantsoen 21 (5th Floor), 1017 RP Amsterdam, The Netherlands
Palomar Medical Technologies (Australia) Pty Ltd., P.O. Box 2189 Normanhurst, NSW, 2076



*A New Approach to
Natural Skin Restoration*

Introducing Atléan BTCP, a novel dermal restructuring agent that helps skin produce new collagen so skin gains an improved quality and a tighter more youthful appearance.

Atléan BTCP is a resorbable injectable gel composed of beta tricalcium phosphate in a hyaluronic acid carrier gel. Once injected into the skin, the β -TCP particles help the dermis produce new collagen. Atléan is especially useful in areas of thinning or creping skin in the cheek and lower face such as the pre-jowl sulcus and melomental (marionette) lines.

Through neocollagenesis and a well-established safety profile, your patients will see aesthetically desirable, natural and lasting results with Atléan.

Atléan[®]
BTCP
Injectable Gel

Natural Renewal. Beautiful Results.



© Stiefel Laboratories, 2009



Welcome

to

NICE

- more than just nice...

The heart of the old town – Nice's most colourful quarter – lies behind the seafront, along cours Saleya. A tour on a mini-train from the seafront, in front of Hôtel Meridien, takes in the flower market, the old town and Castle Hill gardens. Lively cours Saleya has a daily market selling fruit, vegetables and flowers, and antiques on Mondays. The Chapelle de la Miséricorde offers shade, tranquillity and a wonderful example of baroque architecture, with frescoes, gilt inlay, lavish chandeliers and a magnificent Bréa altarpiece. North of the market lies the lovely 17th-century baroque Cathédrale de Ste-Réparate, flanked by its own 18th-century bell tower and known for its glossy ceramic-tile dome. North-east is the quirky, Genoan-style Palais Lascaris, a treasure trove of 17th- and 18th-century furniture and paintings.

Westward, Nice takes on a very different look, featuring 18th- and 19th-century stucco villas, neo-classical hotels and a series of garden squares with fountains. The Musée des Beaux-Arts has the original plaster of Rodin's Le Baiser. More art is on show at the white-marble Musée d'Art Moderne et d'Art Contemporain, including pieces from the École de Nice (Arman, César, Klein). Galerie de la Marine holds temporary exhibitions. For cutting-edge conceptual art, head to Villa Arson. The onion-like domes of the Orthodox Cathédrale St-Nicolas also entice curiosity.

North, the hill-top district of Cimiez is the most luxurious of Nice's quarters, accessed via bus from place Massena. Start at the Musée National Message Biblique Marc Chagall, which houses a stunning collection of Chagall's late works, superbly displayed in a modern structure bathed in light, then walk over to the Musée Matisse to admire an equally impressive collection.

PROOF:

“Although hair removal with commonly used systems is, as expected, highly effective, treatment with light-based devices (in this study: Palomar’s LuxY and LuxRs) can cause less pain, yet show efficacy similar to laser systems.”

— “Clinical comparison of four hair removal lasers and light sources” David J. Goldberg MD and Snehal P. Amin, Journal of Cosmetic and Laser Therapy, June 2006; Vol. 8, pages 65-68.

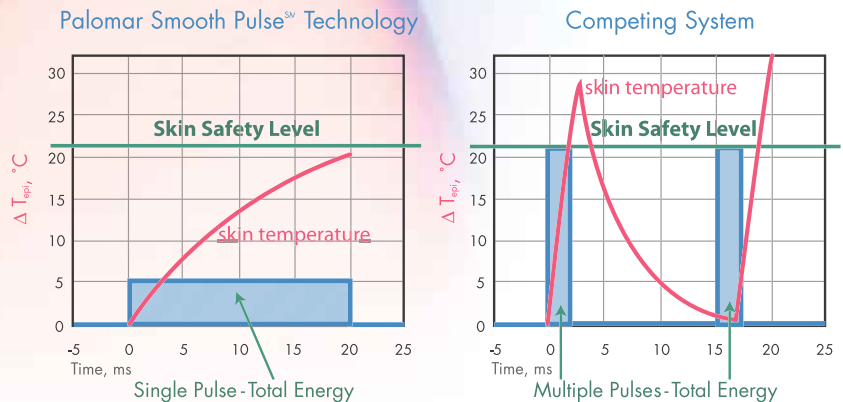
READ OUR 50+ STUDIES AT
WWW.STARLUX.COM.

CHALLENGE:

HAIR TREATMENT AS EFFECTIVE
AS A LASER WITH LESS PAIN

SOLUTION:

STARLUX® LASER AND
PULSED LIGHT SYSTEM



Decidedly skin-friendly: Smooth PulseSM delivery + advanced contact coolingSM.

The high-powered StarLux platform has demonstrated in comparative studies that optimized pulsed-light can be as good or better than the “Gold Standard” lasers. **The verdict:** Efficacy with less pain.

With over 5,000 systems shipped, and an estimated 6 million treatments of all types performed, Palomar is your trusted aesthetic solution.

LEARN MORE AT WWW.STARLUX.COM

©2009 Palomar Medical Technologies, Inc. Palomar and StarLux are registered trademarks, and LuxY and LuxRs are trademarks, and Smooth Pulse and Advanced Contact Cooling are servicemarks of Palomar Medical Technologies, Inc.

www.palomarmedical.com USA: 1-800-PALOMAR Europe: +31 20 624 6159

Palomar Medical Technologies, Inc. 82 Cambridge Street, Burlington, MA 01803 USA

Palomar Medical Technologies BV, Kleine Gartmanplantsoen 21 (5th Floor), 1017 RP Amsterdam, The Netherlands

Palomar Medical Technologies (Australia) Pty Ltd., P.O. Box 2189 Normanhurst, NSW, 2076

Zeltiq™

PROCEDURE

New. The Cool Way to Reduce Fat.™

A new non-invasive procedure using controlled delivery of cooling to reduce fat bulges.

Zeltiq Aesthetics
Visit us at
BOOTH G3



A Breakthrough of Science and Technology

- The Zeltiq Procedure uses non-invasive tissue cooling to gently and effectively reduce fat in targeted areas of the body
- The result is a noticeable natural looking fat reduction in the treated areas
- There is no recovery time after the procedure
- Allows return to normal activities on the same day as the procedure, including work and exercise
- The Zeltiq Procedure is not a way to lose weight or treat obesity, and it is not a substitute for invasive procedures such as liposuction

Thursday
10th



	Room I Mediterranean Space	Room II Madisson	Room III Charleston
09:30 - 09:45	OPENING OF CONGRESS		
09:45 - 10:15	PL1 Plenary Session Laser Technology: What's New? Roy Geronemus		
10:15 - 10:45	PL2 Plenary Session Future of Toxins + Fillers Mauricio de Maio		
10:45 - 11:00	Q & A Podium		
11:00 - 11:30	Coffee Break at Industry Exhibition		
11:30 - 12:30	Scientific Sessions (SS1-SS6)		
	SS3 Body Contouring (Skin Tightening + Cellulite) M. Lapidoth + D. Goldberg + N. Sadick	SS1 Laser Lipolysis - Does it Add Anything? 11:30 - 11:45 Laser Lipolysis – scientific and wavelength correlation - N. Sadick 11:45 - 12:00 Laser Lipolysis for Skin Tightening alone - B. Katz 12:00 - 12:15 Clinical effects of laser-lipolysis in comparison to established procedures in liposuction - G. Sattler 12:15 - 12:30 Safety of laserlipolysis - M. Adatto	SS6 Updates on Fillers P. André + K. Pinski + M. Gold
12:30 - 14:00	Lunch Break at Industry Exhibition & Industry Symposium (More information at page 18/19)		
	Industry Symposium	Industry Symposium	Industry Symposium
14:00 - 15:30	Hot Topic 1 Non invasive treatments Adipocyte - it's life & death Moderator: S. Mordon 14:00 - 14:15 Basic science - N. N. 14:15 - 14:30 M. Steinert 14:30 - 14:45 The LipoSonic-System - M. Nestor 14:45 - 15:00 Cryolipolysis - D. Manstein 15:00 - 15:15 RF - C. Zachary 15:15 - 15:30 Q & A	CS1 Controversies Session What is the best Filler? - My experience Moderator: D. Goldberg 14:00 - 14:20 Fillers: Past, Present & Future - D. Goldberg 14:20 - 14:35 M. Landau 14:35 - 14:50 The art of Facial injections comparing Poly L Lactic Acid, Beta Tri Cycium Phosphate and Calcium Hydroxyl Apatite in Facial Rejuvenation - D. Vleggaar 14:50 - 15:05 P. André 15:05 - 15:20 M. de Maio 15:20 - 15:30 Q & A	MEL1 Session on Melasma & pigmentary condition Moderator: H. Chan 14:00 - 14:15 Melasma – an overall review N. Garcia Tan 14:15 - 14:30 Medical treatment of melasma J. Lim 14:30 - 14:45 Use of laser and light source for the treatment of melasma C.L. Goh 14:45 - 15:00 Combined laser treatment of melanocytic nevi - T. Kono 15:00 - 15:15 Laser for the treatment of tattoo N. N. 15:15 - 15:30 Q & A
15:30 - 16:00	Coffee Break at Industry Exhibition		
16:00 - 17:30	CS3 Controversies Session Hair removal – do we really reach or need permanence? (incl. comparative hair removal devices) Moderator: C. Dierickx 16:00 - 16:15 Critical review of laser hair removal literature - M. Haedersdal 16:15 - 16:30 Do we really reach or need permanent hair removal? - S. Kilmer 16:30 - 16:40 Low fluence hair removal with Epi 808-980 - U. Paasch 16:40 - 16:50 Low fluence hair removal with Soprano - M. Lapidoth 16:50 - 17:00 Hair removal with LightSheer Duet - N.N. 17:00 - 17:15 Home devices for hair removal - R. Geronemus 17:15 - 17:30 Future of laser hair removal - D. Manstein	COMPL3 Complications in Laser-Surgery Moderator: D. Goldberg 16:00 - 16:15 The Cause of Laser Complications - D. Manstein 16:15 - 16:30 Complications of Vascular Lasers - R. Geronemus 16:30 - 16:45 Complications of Laser Resurfacing - B. Seckel 16:45 - 17:00 Complications of Hair Removal Lasers - S. Kilmer 17:00 - 17:15 Laser Complications in Ethnic Skin - E. Battie 17:15 - 17:30 Treatment of Laser Induced Scars - K. Nouri	COMPL2 Complications in: Fillers and Toxins Moderator: D. Cassuto 16:00 - 16:15 Risk factors for adverse reactions to injectable fillers: what do we know? - B. Rzany 16:15 - 16:30 K. Pinsky 16:30 - 16:45 D. Cassuto 16:45 - 17:00 J. Cohen 17:00 - 17:15 S. Hilton 17:15 - 17:30 Q & A
18:00 - 19:00	Optional for Industry	Optional for Industry	Optional for Industry

Room IV Paso Doble	Room V Fox Trot	Room VI Bossa Nova	Room 629	Room 729	Room 828

Coffee Break at Industry Exhibition

Scientific Sessions (SS1-SS6)

SS2 Are Chemical Peelings still useful in 2009? M. Landau + L. Wiest	SS5 Why purified Toxins? B. Rzany + M. Gold	SS4 Pigmented lesions around the world H. Chan + E. Battle + J. P. Ortonne			
--	---	--	--	--	--

Lunch Break at Industry Exhibition & Industry Symposium (More information at page 18/19)

Industry Symposium	Industry Symposium	Industry Symposium	Industry Symposium	Industry Symposium	Industry Symposium
CS2 Controversies Session „Acne management with light - does it really work? Moderator: M. Haedersdal 14:00 - 14:20 Introduction with overview, status and evidence - M. Haedersdal 14:20 - 14:35 PDT for acne - an international experience from Sweden - O. Larkö 14:35 - 14:50 PPx and other Devices for acne - M. Gold 14:50 - 15:05 Managing Adult Acne with light - A. Kauvar 15:05 - 15:20 G. Kautz 15:20 - 15:30 Acne treatment with the NLite™V-Smartpulse-Technology - T. Fischer / T. Chu	COMPL1 Complications in Peelings Moderator: M. Landau 14:00 - 14:15 My complications in peelings - INTERACTIVE P. André 14:15 - 14:30 M. Landau 14:30 - 14:45 L. Wiest 14:45 - 15:00 J. Lim 15:00 - 15:15 Fractional vs. Peeling - A. Fratila 15:15 - 15:30 Q & A				

Coffee Break at Industry Exhibition

Hot Topic 2 New Developments in Fillers Moderator: J. Pozner 16:00 - 16:15 subject TBA - J. Pozner 16:15 - 16:30 New hyaluronic acid filler for sub-dermal and long lasting volume off the face - (Adoderm) M. Weidmann 16:30 - 16:45 New developments in volumetric fillers B. Ascher 16:45 - 17:00 Evidence for Biodegradable fillers - B. Rzany 17:00 - 17:15 D. Hexsel 17:15 - 17:30 Q & A	CS4 Controversies Session „Pigmented lesions & Vitiligo management with lasers - how can we avoid recurrence? Moderator: K. Fritz 16:00 - 16:20 Excimer and fractional treatment with transplantation of autologous outer-root-sheath (ORS) derived melanocytes of plucked anagen scalp hair follicles - K. Fritz Subject TBA - W. Kimming 16:20 - 16:40 Vitiligo trial with 308 lamp - J.-P. Ortonne Subject TBA - C.L. Goh 17:20 - 17:30 Q & A				
Optional for Industry	Optional for Industry	ESLD Annual Meeting	Optional for Industry	Optional for Industry	Optional for Industry

Friday
11th



	Room I Mediterranean Space	Room II Madisson	Room III Charleston
08:30 - 09:30	Morning with the Experts (ME1 - ME8)		
	ME1 Body Sculpting. Is it Real? D. Goldberg, M. Adatto, M. Nestor		ME2 Challenges in Botox M. de Maio + K. Pinski
09:30 - 10:00	PL3 Plenary Session What's New in Vascular Research S. Nelson		
10:00 - 10:30	PL4 Plenary Session The Role of non-invasive Cosmetic Treatments in a Plastic Surgery Environment J. Pozner		
10:30 - 10:45	Q & A		
10:45 - 11:15	Coffee Break at Industry Exhibition		
11:15 - 12:15	Scientific Sessions (SS7 - SS14)		
	SS7 Fillers: Advanced Techniques - Moderator: D. Hexsel M. Landau D. Hexsel Micro-puncture technique using hyaluronic acid - T. Kono J. Cohen	SS8 Cellulite. What Is It? Can It Really Be Treated? M. Avram + M. Lapidoth + C. Zachary	SS9 Cooling, Heating and Vacuum: What Are Their Roles in Laser Treatments S. Nelson + N. Fournier + D. Manstein
12:15 - 14:00	Lunch Break at Industry Exhibition & Industry Symposium (More information at page 18/19)		
14:00 - 15:30	Hot Topic 3 - Part 1 Non-Ablative Fractional Moderator - C. Dierickx + B. Rossi 14:00 - 14:20 Overview non-ablative fractional resurfacing with focus on histological wound response - Z. Tannous 14:20 - 14:40 Indications for non-ablative fractional for Caucasian skin - C. Dierickx 14:40 - 15:00 Indications for non-ablative fractional for skin of color - E. Battle 15:00 - 15:20 Indications for non-ablative fractional for Asian skin - N. Garcia Tan 15:20 - 15:30 Indications and treatment options for the Fraxel re:store®-Laser - T. Fischer	Hot Topic 4 Vascular lesions Moderator S. Lanigan 14:00 - 14:15 Laser treatment of port wine stain - S. Lanigan 14:15 - 14:30 Laser & propranolol treatment of difficult hemangiomas - radical improvement - A. Troilius 14:30 - 14:45 Laser Treatment of Vascular Lesions (face / rosacea & body) - J.-M. Mazer 14:45 - 15:00 The Future of Laser Treatment of Vascular Lesions - Research - S. Nelson 15:00 - 15:15 Laser Treatment of vascular lesions (leg veins) - M. Adatto 15:15 - 15:30 Q&A	SS13 The Future of Home Devices Moderator: M. Lapidoth 14:00 - 14:15 D. Manstein 14:15 - 14:30 P. Bjerring 14:30 - 14:45 G. Town 14:45 - 15:00 M. Lapidoth 15:00 - 15:15 S. Mordon 15:15 - 15:30 Q&A
15:30 - 16:00	Coffee Break at Industry Exhibition		
16:00 - 18:00	Hot Topic 3 - Part 2 Ablative Fractional Moderator: M. Adatto + B. Rossi 16:00 - 16:10 Introduction to Ablative Fractional - D. Manstein 16:10 - 16:20 Fractional Ablative with new histologies - D. Cassuto 16:20 - 16:30 Erbium 2940 Groove - B. Seckel 16:30 - 16:40 Pearl YSGG 2790 - M. Adatto 16:40 - 16:50 Tunable Erbium Resurfacing - J. Pozner 16:50 - 17:00 Ablative Fractional Resurfacing - R. Geronemus 17:00 - 17:10 Lecture TBA 17:10 - 17:20 Study with ExelO2 ablative fractional Laser - U. Paasch 17:20 - 17:30 Deep + Active Fx - K. Hoffmann 17:30 - 17:40 Affirm CO2 - B. Katz 17:45 - 18:00 Q&A	Hot Topic 5 Skin tightening - Facial Moderator: M. Lapidoth 16:00 - 16:15 Overview A. Kauvar 16:15 - 16:30 The Science of Remodeling; A Working-Hypothesis C. Zachary 16:30 - 16:45 Infrared light for skin tightening - C. Dierickx 16:45 - 17:00 Place of the monopolar radio-frequency in the treatment of the facial heliodermia J.M. Mazer 17:00 - 17:15 RF for facial tightening D. Landwehr 17:15 - 17:30 RF - M. Lapidoth 17:30 - 17:45 Focussed ultrasound for skin tightening - S. Lanigan 17:45 - 18:00 Newer Devices for Facial Skin Tightening M.Gold	SS14 Botulinum Toxins: Advanced Techniques Moderator: B. Rzany 16:00 - 16:15 B. Rzany 16:15 - 16:30 K. Fritz 16:30 - 16:45 M. De Maio 16:45 - 17:00 The use of botox in skin of color - H. Chan 17:00 - 17:15 D. Hexsel 17:15 - 17:30 Cosmetic Botulinum Toxins; 2009 update on dosing & latest tendencies - B. Ascher 17:30 - 17:45 J. Cohen 17:45 - 18:00 Q&A
18:00 - 19:00	Optional for Industry	Optional for Industry	Optional for Industry



Room IV Paso Doble	Room V Fox Trot	Room VI Bossa Nova	Room 629	Room 729	Room 828
-----------------------	--------------------	-----------------------	----------	----------	----------

Morning with the Experts (ME1 - ME8)

<p>ME3 Liposuction – my way G. Sattler Surface and lipolitic assistances to Liposuction B. Ascher</p>	<p>ME4 My approach to Resurfacing S. Kilmer + C. Zachary</p>	<p>ME5 Challenges in Hair Removal J. Lim + M. Lapidoth</p>	<p>ME6 Marketing - M. Gold + E. Battle Practice Development and Branding Strategies to your Clinic K. Gilbert</p>	<p>ME7 Legal aspects M. Avram + M. Haedersdal + W. Kimmig</p>	<p>ME8 Peri-ocular rejuvenation B. Katz + S. Gentil Peri-ocular AH injections B. Ascher</p>
--	--	--	--	---	--

Coffee Break at Industry Exhibition

Scientific Sessions (SS7 - SS14)

<p>SS10 Melasma: What Is It and Can It Be Permanently Improved? H. Chan + C.L. Goh</p>	<p>SS11 Volumizing of the Face / Anatomical Aging of the Face S. Gentil + D. Vegglar</p>	<p>SS12 Cosmeceuticals. Will They Ever Do Anything??? I. Karavani</p>			
--	--	---	--	--	--

Lunch Break at Industry Exhibition & Industry Symposium (More information at page 18/19)

<p>DDL-Session Introduction: W. Kimmig Chances and risks of laser and light sources W. Kimmig Treatment of Vitiligo with lasers and implantation of cultured melanocytes - K. Fritz Pixel, Fraxel, Micro-punshes & Co. - R. Gansel Treatment of vascular lesions – what’s new? - G. Kautz New developments: Lasers in Aesthetic medicine D. Manstein</p>	<p>SOC1 Cosmetic management on skin of color - Part 1 Moderator: H. Chan 14:00 - 14:05 Introduction - T. Kono 14:05 - 14:25 Use of topical agent in cosmetic dermatology in Asia - C. L. Goh 14:25 - 14:45 Cosmetic treatments on skin of color - E. Battle 14:45 - 15:05 Photoaging in skin of color - C. Huh 15:05 - 15:25 Use of medical devices for skin rejuvenation in skin type 3-4 - H. Chan 15:25 - 15:30 Q & A</p>				
--	--	--	--	--	--

Coffee Break at Industry Exhibition

<p>Latest studies: Clinical research of fractional ablative laser systems - U. Paasch Laserlipolysis: New developments and indications - A. Rütter Laserlipolysis – anatomic target structures G. Sattler Overview: Fractional lasers and therapeutic capabilities – Update 2009 - N. Seeber Combined treatments: Laser/Light – Botulinum-toxin/Fillers - S. Stangl From Laser to Ultrasound – an Overview - M. Steinert</p>	<p>SOC2 Cosmetic management on skin of color - Part 2 Moderator: A. Badawi 16:00 - 16:20 The use of medical devices for skin rejuvenation in skin type 5-6 - E. Battle 16:20 - 16:40 Pigmented Lesions - Dark skin and Laser; precautions, expectations and limitations - A. Badawi 16:40 - 17:00 Pigment problems on Asian Skin - Have we found the best solution? - N. Garcia Tan 17:00 - 17:20 The use of hyaluronic acid in Asians - T. Kono 17:20 - 17:40 Fractional Photothermolysis for treatment of acne scars and melasma in Asian skin - C. L. Goh 17:40 - 18:00 Q & A</p>				
18th DDL Annual Meeting	Optional for Industry	Optional for Industry	Optional for Industry	Optional for Industry	Optional for Industry

Saturday
12th



Room I
Mediterranean Space

Room II
Madisson

Room III
Charleston

08:30 - 09:30

Morning with the Experts (ME9 - ME16)

ME9

Regenerative Medicine & Bio Cellular therapies applied to Aesthetics

1-INTRODUCTION:
«DO WE HAVE THE ANSWER TO OUR REGENERATION IN OURSELVES?»
A clinician opinion

M. Adatto, D. Cassuto, V. Garcia, S. Zenker
20 MN

2-CELLS ACADEMIC OVERVIEW:
M. Lafontan INSERM

Stem cells (adults) biostimulation in their niches,
20 MN

3- IS PLATELETS THE MAGIC BULLET FOR SKIN REGENERATION?

3-1 CELLULAR MESOTHERAPY & SKIN BIOSTIMULATION

A. Gondinet, S. Zenker
30 MN lecture & live demo

3-2 CLINICAL EVALUATION OF MULTIPLE INJECTIONS FOR REJUVENATION & VOLUME CORRECTION OF THE FACE

A. Redaelli
20 MN lecture & live demo

3-3 PLATELETS CELLS IN THE GENITAL LIPOFILLING OR CORRECTIONS

G. Bernabei
20 MN lecture & video

3-4 NEW INJECTIONS FOR VOLUME CORRECTIONS WITH NEW TOOLS, TOP & FAT CELLS

V. Garcia
20 MN lecture & video

4- HOW CAN A WELL ESTABLISHED LASER TECHNIQUE BE COMBINED WITH BIOLOGICAL INNOVATIONS?

D. Cassuto
20 MN lecture & video

5-CONCLUSION : BIO CELLULAR RESEARCH & CLINIC APPLICATIONS, Industry outlook!

A. Turzi, CEO of RegenLab ;
Biotech role in the R&D and introduction of new Medical Devices & protocols for physicians; Regulatory & efficacy.
10 MN

ME10

My way of treating scars , including acne scars

K. Nouri + Z. Tannous

09:30 - 10:30

10:30 - 11:00

11:00 - 13:00

13:00 - 14:30

14:30 - 16:00

16:00 - 16:15

16:15 - 18:00

IND1
Industry New session - Injectables

Moderators:

Coffee Break at Industry Exhibition

Innovations (I1/NEWS) / Free Communications / Industry New

IND2

Industry New devices Session - Lasers & Lights

Directors:
D. Goldberg + M. Adatto

NEWS

Moderators:

HA - from fundamentals to clinic
A new way to use Evolve for Volume

Lunch Break at Industry Exhibition & Industry Symposium (More information at page 18/19)

14:30 **La session du Groupe Laser de la SFD**

Introduction: **B. Pusel + S. Dahan**

14:35 - 15:30 **Lasers en dermatologie: du médical ...**

- Acné active - prise en charge lasers et technologies apparentées. **S. Dahan**
- Naevus de Ota, traitement laser. **L. Sulimovic**
- Lampes excimer 308 nm, vitiligo. **G. Toubel**
- Place des lasers épilatoires dans la prise en charge de l'hydradénite suppuré. **A. Le Pillouer Prost**

Discussion

15:30 - 16:30 **A l'esthétique:**

Moderateurs: R. Bousquet + M. Magis

IND3

Industry New devices Session - Body Devices & other Technologies

Moderator: M. Lapidoth + G. Sattler

Hot topic 6 Scars & Striae

Moderator: N. Fournier + M. Adatto

14:30 - 14:45 Scar healing improv. - **N. Fournier**

14:45 - 15:00 Laser for scars - **K. Nouri**

15:00 - 15:15 Scar improvement with fractionated 1540 non ablativ Laser- **M. Adatto**

15:15 - 15:30 New Directions in Scar Treatment - **A. Kauvar**

15:30 - 15:45 Scars & Striae : Rest of technologies - **K. Fritz**

15:45 - 16:00 Laser Assisted Scar Healing (LASH) - **S. Mordon**

Coffee Break at Industry Exhibition

- Critères de sélection des patients pouvant bénéficier d'un traitement par radiofréquence monopolaire. **J.-M. Mazer**
- Lasers CO2 continus, pulsés, fractionnés: quelles applications en dermatologie. **S. Angel**
- Evaluation objective de l'efficacité du laser fractionnel CO2 par échographie cutanée haute résolution. **M. Naour**
- Evaluation de l'efficacité du laser Nd:Yag par échographie de haute fréquence, méthode quantitative par traitement du signal. **R. Bousquet**

Discussion

16:30 - 17:30 **Controverses:**

- Moderateurs: B. Pusel + S. Dahan**
- Fractionnés ablatifs vs non-ablatifs. **A. Le Pillouer Prost + B. Pusel**
- Radiofréquences monopolaires vs bipolaires. **M. Magis + S. Dahan**
- Home-devices; quelle place? **G. Toubel**

Hot topic 8

Body Shaping & Tightening

Moderator: M. Lapidoth

16:15 - 16:30 **D. Cassuto**

16:30 - 16:45 Evidence based Analysis of Modalities for Fat and

Cellulite Reduction - **D. Goldberg**

16:45 - 17:00 AWT: a new approach for cellulite improvement - **M. Adatto**

17:00 - 17:15 Cellulite Severity Scale and New Classification, CelluQOL (Quality of Life questionnaire for cellulite)- **D. Hexsel**

17:15 - 17:30 Body contouring and shaping - **N. Fournier**

17:30 - 17:45 **M. Avram**

17:45 - 18:00 Q&A

Hot topic 7 Laser Lipolysis: New Developments & Indications

Moderator: B. Katz + M. Adatto

16:15 - 16:30 Lipocontrol: a new advancement for safety - **M. Adatto**

16:30 - 16:45 Laser lipolysis for the treatment of cellulite - **G. Sattler**

16:45 - 17:00 Laser Lipolysis for Skin Tightening Alone - **B. Katz**

17:00 - 17:15 Laserlipolysis: a novel step in body sculpting and skin-tightening - **A. Ruetter**

17:15 - 17:30 SlimLipo - optimal results in skin tightening and fat reduction, using a transcutaneous laser fiber - **A. Fatemi**

D. Cassuto

17:30 - 17:45 Q&A

17:45 - 18:00 Q&A



Room IV Paso Doble	Room V Fox Trot	Room VI Bossa Nova	Room 629	Room 729	Room 828
-----------------------	--------------------	-----------------------	----------	----------	----------

Morning with the Experts (ME9 - ME16)

<p>ME11 Facial Aging around the World M. Vershoore</p>	<p>ME12 Mesotherapy 1. Lips Enhancement with Fillers & Mesotherapy - G. Ablon 2. Update Mesotherapy - D. Thioly-Bensoussan</p>	<p>ME13 Acne: Treatment with lasers, light sources & PDT M. Haedersdal + M. Gold</p>	<p>ME14 Lasers & safety L. Marini</p>	<p>ME15 Laser for tattoo removal S. Kilmer + A. Troilius</p>	<p>ME16 1. A New Way to perform Deep Chemical Peelings J.-L. Vigneron 2. The Art Of Deep Chemical Peels M. Landau</p>
<p>Devices Toxin + Fillers D. Cassuto + K. Fritz</p>	<p>WN1 What's New in Research in Europe? (LACR) - S. Mordon</p> <p>WN2 What's New in Research in the Middle East - M. Lapidoth</p> <p>WN3 What's New in Research in Asia/Pacific - H. Chan</p> <p>WN4 What's New in Research in the US - N. N.</p>				

Coffee Break at Industry Exhibition

Devices Sessions (IND2 - IND3)

<p>News in Fillers and Toxins J. Cohen + D. Hexsel + K. Pinski + M. Gold M. Lapidoth M. Landau</p>	<p>I1 Innovative uses in Lasers - S. Kilmer + J. Pozner</p>				
--	---	--	--	--	--

Lunch Break at Industry Exhibition & Industry Symposium (More information at page 18/19)

<p>CS5 Controversies Session Chemical Lipolysis is it usefull, is it safe? Moderator: K. Fritz + D. Goldberg 14:30 - 14:45 subject TBA - D. Goldberg 14:45 - 15:00 Indications for Injection lipolysis - K. Fritz 15:00 - 15:15 Panniculitis as mechanism - K. Hoffmann 15:15 - 15:30 New study and technique to approach small areas of localized facial fat - D. Hexsel 15:30 - 15:45 Chemical lipolysis vs. laser and ultrasonic lipolysis an overview - B. Ascher 15:45 - 16:00 Q & A</p>	<p>COMB1 Session on combination therapies with fillers / toxin & light Moderator: M. Landau 14:30 - 14:45 Hand Rejuvenation - What Can Be Done? - M. Landau 14:45 - 15:00 The Evolution of Aesthetic Devices - D. Manstein 15:00 - 15:15 Combined treatments Photopel (IPL + RF + Chemical peelings) - L. Marini 15:15 - 15:30 M. Nestor 15:30 - 15:45 The Beauty or the beast? Beauty Concepts in Men - M. Landau 15:45 - 16:00 Combined Non-Ablative Fractional Treatment for Skin Rejuvenation - S. Dahan</p>				
--	--	--	--	--	--

Coffee Break at Industry Exhibition

<p>PICT1 Session on Photography: How to take good pictures Moderator: I. Karavani 16:15-16:40 Questions & Problems from the doctor's point of view - I. Karavani 16:40-17:05 Elements of Good Clinical Photography - F. Jones 17:05-17:30 Consistent clinical imaging with Guided Photography A. Mayer 17:30-17:55 Standardizing and managing your digital photography P. Kollias 17:55-18:00 Q&A</p>	<p>Hot topic 9 PDT Moderator: P. Bjerring + M. Gold 16:15 - 16:30 Science Behind PDT S. Nelson 16:30 - 16:45 Medical Indications of PDT - O. Larko 16:45 - 17:00 Cosmetic Indications of PDT - A. Kauvar 17:00 - 17:15 PDT for Acne & Related Disorders - US - M. Nestor 17:15 - 17:30 How PDT is currently being used in US - M. Gold 17:30 - 17:45 Innovations in PDT P. Bjerring 17:45 - 18:00 PDT: My Thoughts M. Haedersdal</p>				
--	---	--	--	--	--








Industry Symposium and Workshops

Please complete this form and cross your choice of participation at the symposiums and workshops .
(Please notice that you can visit two workshops 12.15-13.00h and 13.15-14.00h or one symposium on Friday)




Symposium

Title



Thursday, 10th September 2009 / 12:30-14:00 / Symposium (90 min.)

- Cynosure  Delivering microablative skin renewal and resurfacing with the new Performa™ CO2 laser – how to balance your patients' cosmetic and downtime needs.
- Osyris  Lipolysis laser and plastic surgery.
1. Theme: Experience of a plastic surgeon; 2. Theme: Lipolysis laser and adipocytolysis laser: principles; 3. Theme: The LipoControl Story
- Galderma  Galderma Introduces Azzalure, a Newly Approved Botulinum Toxin Type A Treatment Specifically Designed for Aesthetics
- Solta  Latest Advances in Skin Tightening, Contouring and Fractional Resurfacing
- Palomar  Advances in Ablative and Non-Ablative Laser Platform Technology and Body Sculpting.
- Zeltiq  A New Cryolipolysis Method for non-invasive reduction of subcutaneous fat: The Zeltiq Procedure
- Candela  18.00 – 19.00h, (60min.) EVENING-WORKSHOP Innovative Approaches to Rejuvenation





Friday, 11th September 2009 / 12:15-13:00 / Workshop (45 min.)

- Anteis  Because filling is not enough anymore...
- Adoderm  Results with a new innovative hyaluronic acid filler – Varioderm
- Zimmer  Lecture TBA


Friday, 11th September 2009 / 13:15-14:00 / Workshop (45 min.)

- Filorga  Latest news in face rejuvenation with X-HA3, the first polyvalent cross-linked hyaluronic acid filler, treatment of the malar and zygomaticus district, mandibular edge lifting, medical rhinoplasty and others
- Ulthera  Lecture TBA

Friday, 11th September 2009 / 12:30-14:00 / Symposium (90 min.)

- Stiefel  An update on the production of new collagen to improve overall skin quality.
- Syneron  Sublative Rejuvenation
- MBC  Treatment options with the NLite™V-Laser“
Ultrasound evaluation of non invasive laser fat reduction.
- UltraShape  Getting Results with UltraShape Non-invasive Body Contouring Device.

Saturday, 12th September 2009 / 13:00-14:30 / Symposium (90 min.)

- Cynosure  My Clinical Experiences with Smartlipo MPX and Intelligent Delivery Systems.

Please note: Registration must be done for each individual session for the specific day and time. Registration is firm!

Please complete this form using block letters and send it to: **Logi-Vent GmbH**
Fax: +49-4241-93 32 65 - E-Mail: ute_doecke@logi-vent.de

FAMILY NAME		FIRST NAME
PRACTICE/CLINIC		
ADDRESS		
ZIP CODE	CITY	COUNTRY
TEL.	FAX	
E-MAIL	MOBILE	

Speaker 1**Speaker 2****Speaker 3****Speaker 4**

Raminder

K. Saluja

E. Plot

B. Wassmer

P. Rochon

M. Adatto

C. Dierickx

D. Manstein

Suzanne Kilmer

Larrouy

Weidmann

F. Braccini

A. Redaelli

S. Hilton

V. G. Ohnimus

Chairman: M. Lapidoth

A. Taub

S. Dahan

D. Landwehr

T. Fischer

C. Griffin

M. Steinert

J. Pozner

G. Sattler

M. Gold

Deadline for Registration: 20th of August!

Congress Venue



Palais de la Méditerranée

Le Palais de la Méditerranée enjoys a magnificent location on Promenade des Anglais, the most sought after location in Nice. The grand white Art Deco façade created in the 1930s is still fully intact and has been restored to its original splendour beckoning guests inside to savour the many fascinating delights that this legendary luxury hotel has to offer.

Dominating the Baie des Anges overlooking the Mediterranean Sea, Le Palais de la Méditerranée is only a stone's throw from the well-loved beauty of the Cote d'Azur and the many attractions of Nice. This prime setting attracts the most expectant travellers, both national and international and the hotel enjoys a reputation of elegance and style that dates back almost 80 years. Newly opened in 2004 after an ambitious restoration project, today's tribute to the grandeur of the 1930s is a stunning nine stories of imaginative yet sympathetic architecture, innovative contemporary ideas, opulence on a grand scale and a myriad of entertainment and leisure opportunities to suit the most discerning visitors.

Le Palais de la Méditerranée is a landmark in Nice, the gateway to the French Alps and the French Riviera, and offers far more than most luxury hotels. The third floor is the heart of the hotel with a beautifully conceived indoor/outdoor pool, gastronomic restaurant, fitness rooms, a cosy lounge and a sun terrace with stunning views.

Palais de la Méditerranée

13, Promenade des Anglais
06 000 NICE – France

Tel : +33 (0)4 92 14 77 00

Fax : +33 (0)4 92 14 77 27

www.palais.concorde-hotels.com

Your Vision is to Succeed;
Our vision is to give
you what it takes—

Smartlipo MPX™

Limitless Potential



Limited Profits



Smartlipo MPX™ LaserBodySculptingSM

Gain a competitive edge with Cynosure's Smartlipo MPX, the product of a remarkable revolution in LaserBodySculpting. Smartlipo MPX continues Cynosure's tradition of unparalleled innovation, striving to expand the boundaries of today's possibilities to better meet your needs and the needs of your patients.

Visit Cynosure Booth # E1 to see our NEW, unique advances in intelligent delivery systems.

PROOF:

“Both ‘large spot’ KTP laser and Palomar’s LuxG intense pulsed-light achieved marked improvement in vascular and pigmented lesions in one session. The (Gemini) laser caused more discomfort and edema than the LuxG.”

— “Split Treatment of Photodamaged Skin with KTP 532 nm Laser with 10 mm Handpiece vs. (LuxG) IPL: A Cheek-to-Cheek Comparison”, E. Victor Ross, MD Lasers in Surgery and Medicine, 2005.

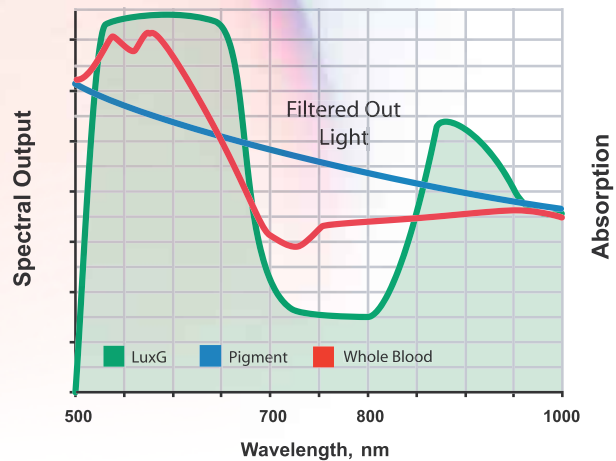
READ OUR **50+** STUDIES AT
WWW.STARLUX.COM.

CHALLENGE:

**A PULSED LIGHT SYSTEM
THAT CAN REPLACE
PULSED DYE & 532 NM LASERS**

SOLUTION:

**STARLUX® LASER AND
PULSED LIGHT SYSTEM**



The high-powered StarLux LuxG™ handpiece offers you the benefit of a filtered range of wavelengths that focuses the energy on the targeted vascular and pigmented lesions for both efficacy and comfort.

With over 5,000 systems shipped, and an estimated 6 million treatments of all types performed, Palomar is your trusted aesthetic solution.

LEARN MORE AT WWW.STARLUX.COM

©2009 Palomar Medical Technologies, Inc. Palomar and StarLux are registered trademarks, and LuxG is a trademarks of Palomar Medical Technologies, Inc. ALL RIGHTS RESERVED.

www.palomarmedical.com USA: 1-800-PALOMAR Europe: +31 20 624 6159

Palomar Medical Technologies, Inc. 82 Cambridge Street, Burlington, MA 01803 USA
Palomar Medical Technologies BV, Kleine Gartmanplantsoen 21 (5th Floor), 1017 RP Amsterdam, The Netherlands
Palomar Medical Technologies (Australia) Pty Ltd., P.O. Box 2189 Normanhurst, NSW, 2076

CONGRESS HOTEL

„PALAIS DE LA MEDITERRANEE 4*L
Tel: +33 (0)4 92 14 77 20
Fax: +33 (0)4 92 14 77 27
Contact: Logi-Vent GmbH, Tanja Heinemann
www.lepalaisdelamediterranee.com“

4* HOTELS

„ASTON (GRAND HOTEL) 4*
Tel : +33 (0)4 92 17 53 04
Fax: +33 (0)4 92 17 53 11
www.hotel-aston.com
Contact: mcclemenson@aston.3ahotels.com
Total number of rooms: 155“

„BEAU RIVAGE 4*
Classic & De Luxe rooms
Tel: +33 (0)492 47 82 71
Fax: +33 (0)4 93 62 30 44
Contact: ca-franck@nicebeaurivage.com
www.nicebeaurivage.com“

„BOSCOLO PARK 4*
Tel : +33 (0)4 93 16 75 70
Fax: +33 (0)4 93 16 14 53
www.boscolohotels.com
Contact: catherine.rousset@nice.boscolo.com
Total number of rooms: 104“

„BOSCOLO PLAZA 4*
Tel : +33 (0)4 93 16 75 70
Fax: +33 (0)4 93 16 14 53
www.boscolohotels.com
catherine.rousset@nice.boscolo.com
Total number of rooms: 182“

„MERCURE NOTRE DAME
28, ave Notre-Dame
Tel : +33 (0)4 93 13 30 93
Fax: +33 (0)4 93 13 09 04
30 classic rooms / 20 superior rooms
Contact : Brigitte Reboul
Brigitte.Reboul@accor.com
www.mercure.com“

„MERIDIEN NICE 4*
Tel: +33 (0)4 97 03 40 08
Fax: +33 (0)4 97 03 44 46
www.nice.lemeridien.com
Contact: lorna.williams@lemeridien.com
Total number of rooms: 318“

„NH HOTEL 4*
Tel : +33 (0)4 92 00 80 00
Fax: +33 (0)4 93 26 27 00
www.nh-hotels.com
Contact: m.alami@nh-hotels.com
Total number of rooms: 152“

„NICE RIVIERA 4*
Tel: +33 (0)4 93 92 70 02
Fax: +33 (0)4 93 92 69 22
http://www.hotel-nice-riviera.com
Contact: delphine@nr.com.fr
Total number of rooms: 122“

3* HOTELS

„APOGIA 3*
Tel : +33 (0)493 89 18 88
Fax: +33 (0)4 93 88 16 06
www.apogia-hotel-nice.com
Contact: hotel.apogia@wanadoo.fr
Total number of rooms: 101“

„MERCURE GRIMALDI 3*
6, Rue Grimaldi
Tel : +33 (0)4 93 13 30 93
Fax: +33 (0)4 93 13 09 04
www.mercure.com
Contact : Brigitte Reboul
Brigitte.REBOUL@accor.com“

„MERCURE MARCHE AUX FLEURS 3*
91, Quai des Etats-Unis
Tel : +33 (0)4 93 13 30 93
Fax: +33 (0)4 93 13 09 04
www.mercure.com
Contact : Brigitte Reboul
Brigitte.REBOUL@accor.com“

„MERCURE PROMENADE 3*
2, Rue Halévy
Patio view : 40 rooms
Garden/Sea view : 10 rooms
Tel : +33 (0)4 93 13 30 93
Fax: +33 (0)4 93 13 09 04
www.mercure.com
Contact : Brigitte Reboul
Brigitte.REBOUL@accor.com“

„NAUTICA (BEST WESTERN) 3*
38, Rue Barbéris
Tel : +33(0)4 92 00 21 21
Fax: +33 (0)4 92 00 21 22
www.hotelnautica.com
Contact : Marion Gibert
m.gibert@wanadoo.fr“

„NOVOTEL NICE CENTRE 3*
8/10, Parvis de l'Europe
Tel : +33 (0)4 93 13 30 93
Fax: +33 (0)4 93 13 09 04
http://www.accorhotels.com/novotel_nice_centre.
htm
Contact : Brigitte Reboul
Email: Brigitte.REBOUL@accor.com“

1	2		4	5	6	7	8	9	10	11	12	13	14	15	16	17	18
1 H																	2 He
3 Li	4 Be											5 B	6 C	7 N	8 O	9 F	10 Ne
11 Na	12 Mg											13 Th	14 Fx	15 P	16 S	17 Cl	18 Ar
19 K	20 Ca		22 Ti	23 V	24 Cr	25 Mn	26 Fe	27 Co	28 Ni	29 Cu	30 Zn	31 Ga	32 Ge	33 As	34 Se	35 Br	36 Kr
37 Rb	38 Sr		40 Zr	41 Nb	42 Mo	43 Tc	44 Ru	45 Rh	46 Pd	47 Ag	48 Cd	49 In	50 Sn	51 Sb	52 Te	53 I	54 Xe
55 Cs	56 Ba		72 Hf	73 Ta	74 W	75 Re	76 Os	77 Ir	78 Pt	79 Au	80 Hg	81 Tl	82 Pb	83 Bi	84 Po	85 At	86 Rn
87 Fr	88 Ra		104 Rf	105 Db	106 Sg	107 Bh	108 Hs	109 Mt	110 Ds	111 Rg	112 Uub	113 Uut	114 Uuq	115 Uup	116 Uuq	117 Uuh	118 Uuo
			58 Ce	59 Pr	60 Nd	61 Pm	62 Sm	63 Eu	64 Gd	65 Tb	66 Dy	67 Ho	68 Er	69 Tm	70 Yb	71 Lu	
			90 Th	91 Pa	92 U	93 Np	94 Pu	95 Am	96 Cm	97 Bk	98 Cf	99 Es	100 Fm	101 Md	102 Lv	103 Ten	104 Og

We've got chemistry!

Thermage + Fraxel + You = The Formula for Success.

Take the premier solution in RF skin tightening and contouring

Add the gold standard in laser resurfacing

Put them together, and you've got the ultimate treatment combination

- Deliver results that patients want
- Benefit from the profits and flexibility your practice needs
- Partner with the new global leader in aesthetic energy devices

Visit our booth, B3.1 at 5-Continent-Congress "Lasers and Aesthetic Medicine" to see what's new!



The World's First Sublative Rejuvenation™ Technology

ematrix™



sub·la·tive re·ju·ve·na·tion

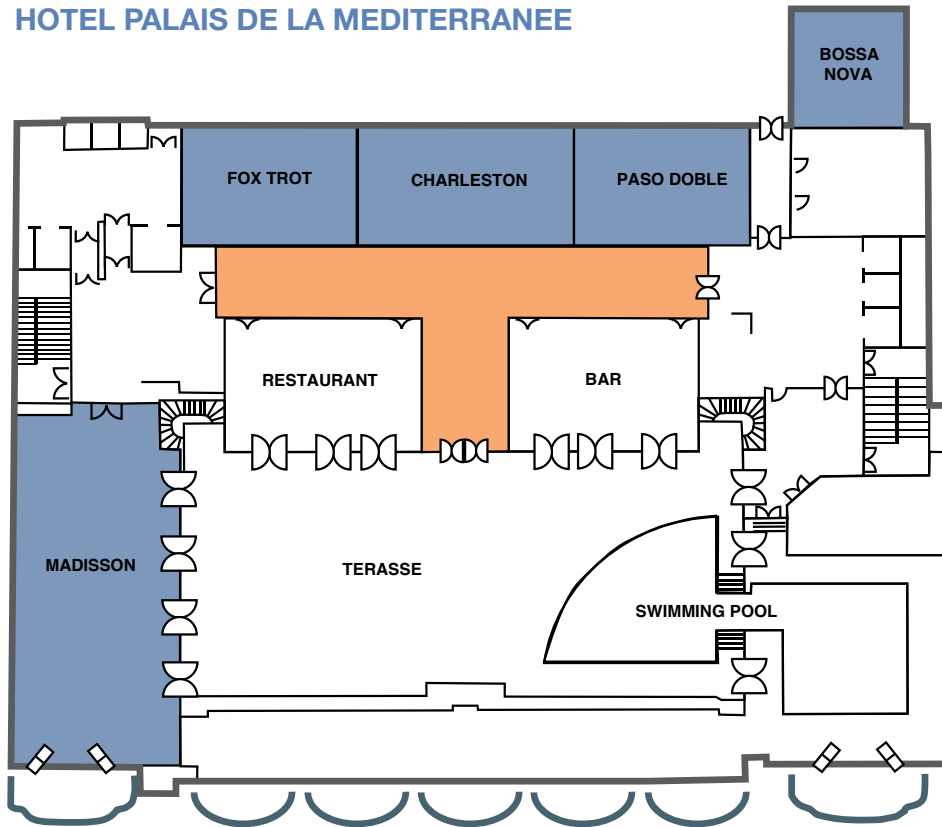
[suh-bley-tiv ri-joo-vuh-ney-shuhn], noun.

1. Beyond fractional ablative wrinkle reduction
2. Low epidermal disruption, high dermal impact, safe on all skin types
3. Minimal downtime, proven efficacy, satisfied patients




Come Visit Syneron's Booth: #C1
www.syneron.com, infois@syneron.com

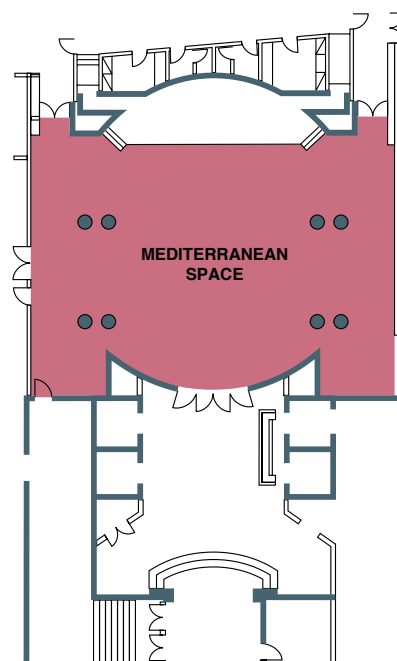
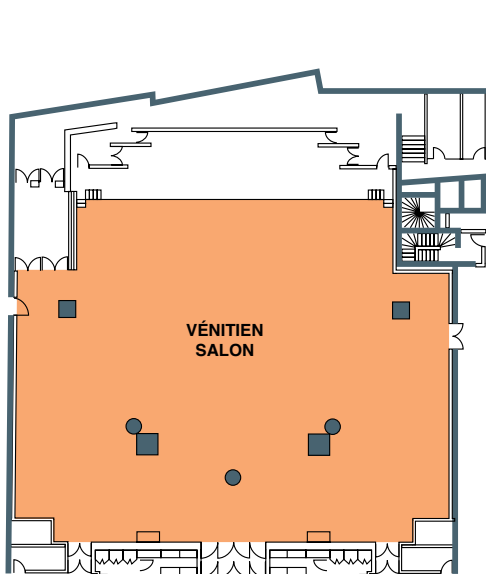
Syneron™
Powered by elōs

HOTEL PALAIS DE LA MEDITERRANEE



Floorplan

-  Industry Exhibition
-  Plenary
-  Workshops



GENERAL INFORMATION

Certificate of Attendance

Registered participants will receive a certificate of attendance in their conference bags on-site.

Official Language

English will be the official language of the Congress, there will be no simultaneous translations.

Sub-Specialty Societies (Groupe Laser France, DDL, ESLD)

Sub-Specialty Society Meetings will be held during the Congress. Delegates have to register for the Congress at least with a day ticket.

Congress Dates

Thursday, 10 September – Saturday 12 September 2009

Registration

Online Registration at www.laser-nice.com is the most preferred way. Participants and accompanying persons are requested to register in advance by completing and submitting the Registration Form with appropriate fees. Registration is also possible by fax or regular mail. In order to avoid double charges, please submit your registration ONCE.

Registration Fee for Delegates covers

- Admission to Scientific Sessions and Symposia
- Collection of Abstracts
- Congress Bag with numerous Congress Documents
- Tea and Coffee Breaks
- Admission to Exhibition
- Opening Ceremony and Welcome Reception

Registration Fee for Accompanying Persons covers

- Admission to Scientific Sessions and Symposia
- Admission to Exhibition
- Opening Ceremony and Welcome Reception

Registrations received after 1 September 2009 will be processed as on-site registrations. Reservations for the Opening Ceremony & Welcome Reception (included in the fee) as well as for all optional activities (have to be paid in addition to the fee) must be indicated on the Registration Form.

Name Badge

All delegates and accompanying persons will receive a name badge on-site. The name badge is your ticket for booked activities and sessions. Admission to the Congress will not be allowed without badge identification.

Confirmation

When appropriate fees have been received, a confirmation/invoice will be sent to participants. This authentication should be presented at the registration desk in Nice.

Cancellation

We will refund 80 % of the participation fee with a EUR 30,00 processing fee, if written cancellation reaches Logi-Vent GmbH before March 15th, 2009. We will refund 50 % of the participation fee with a EUR 30,00 processing fee, if cancellation reaches Logi-Vent GmbH before July 31st 2009. After that date no refund will be possible.

Method of Payment

Payment should be made in Euros, without charges for the beneficiary as follows:

- By credit cards (American Express, Eurocard/ Mastercard, Visa) Your card number, expiry date, credit card verification number, date and signature have to be indicated while registering.
- By bank transfer.
- On-site payments can also be made in cash.

GENERAL INFORMATION

Letter of Invitation

Those persons needing an official Invitation Letter in order to attend the Congress may contact: ramona_rustemeyer@logi-vent.de specifying the necessary details. This service is designed only to assist participants who need to obtain a visa or permission to attend the Congress. It should not be considered as an official invitation covering fees or other expenses.

Registration Desk

The registration desk will be located in the entrance hall of the congress hotel Palais de la Méditerranée.

Certificate of Attendance

All registered attendees both pre-registered and on-site will receive a certificate of attendance issued on-site.

Exhibition

A large industry exhibition will run alongside the Congress.

Travel Information

It's certainly interesting to arrive in Nice by plane, to get an immediate bird's-eye view of the city and



the reasons for its very special character. But arriving by train also has its charm: after riding past a wild and rocky coastline, the sumptuous landscape of the Riviera leads you into the heart of Nice.

Gare de Nice: Gare Nice Ville or Nice city centre train station is in Avenue Thiers, just over one kilometer (0.6 miles) from the Mediterranean Sea and Palais de la Méditerranée. Taxis are available from the station to the hotel and the average journey takes ten minutes.

Bus: A regular bus route, number 23, is available to the city centre from the airport terminating at the train station. Buses are the recommended mode of transport in the city.

Nice Côte d'Azur International Airport: Palais de la Méditerranée is located approximately six kilometers (3.5 miles) from Nice International Airport - NCE. Metered taxis are available outside the terminal. Ensure the metre is switched on or agree a fare in advance.

NICE-CÔTE D'AZUR AIRPORT

06281 Nice cedex 3

Fax : 33 (0)4 93 21 30 29

Flight information : 33 (0)820 423 333

Internet : www.nice.aeroport.fr

AIRPORT/CITY CENTRE CONNECTIONS

by regular bus services and taxi

LIGNE D'AZUR

3, Place Massena - 06000 Nice

Tel. : 33 (0)8 1006 1006

• Bus n° 23 : Airport /SNCF Rail station

Price : 1,30 Euros one way.

Departures from Terminal 1 every 30 minutes, between 6 am and 9pm.

• „Ligne d'Azur“ also proposes travel cards which allow for unlimited travel on the city bus network for 1 to 7 days, and include a free trip on the „Airport-Nice City“ route.

CENTRAL TAXI RIVIERA

24 hours a day, 7 days a week

Tel. : 33 (0)4 93 13 78 78

Fax : 33 (0)4 93 13 78 79

Reservations, season tickets, taxi vouchers.

GARE SNCF (Main railway station)

Avenue Thiers

06000 Nice

Information :

Tel. : 33 (0)4 92 14 82 52/53

Fax : 33 (0)4 92 14 80 20

Internet : www.sncf.fr

CHEMINS de FER de PROVENCE

Information

40, rue Clément-Roassal, BP 1387

06007 Nice Cedex 1

Tél. : 33 (0)4 97 03 80 80

Fax : 33 (0)4 97 03 80 81

Internet : www.trainprovence

4 daily connections Digne-Nice in just over 3 hours.

Social Events and Activities

Nice is an outstanding city, with an extraordinarily rich cultural and artistic heritage.

Cultural life revolves around exhibitions in the museums and galleries, and the programme of performances in the theatres and the Nice Opera House.

The „niçois“ art of living is also a whole cultural environment : concerts, a cinematheque and other events. Nice has a total of 19 museums and galleries, 32 classified historical monuments and 300 ha of parks and gardens, woodland and green areas in addition to 150 ornamental lakes and fountains.

In Nice, between the sea and the hills, between the beach and the narrow streets, the diversity of the surroundings is as wide as the variety of welcoming restaurants you can discover.

Disclaimer

Logi-Vent GmbH acts as an intermediary and is not responsible or liable for loss, accidents or damages to people or things during the entire congress independently of their origin. Any other agreement will only be effective if in writing and signed by both parties.

GUIDELINES FOR ABSTRACTS

Oral Presentation Instructions: (INVITED SPEAKERS, FREE PAPERS)

Abstracts:

You can either upload your abstract via www.laser-nice.com or send an email to ute_doepke@logi-vent.de

For the general organization, after collecting their badges at the Welcome desk, each speaker should go to the **PRE-VIEW ROOM**, located on the ground floor at the congress hotel Palais de la Méditerranée next to the Welcome desk.

This room will be open at the following times:

- THURSDAY 10th SEPTEMBER from 7:00 to 18:30
- FRIDAY 11th SEPTEMBER from 7:00 to 18:30
- SATURDAY 12th SEPTEMBER from 7:00 to 16:30

All presentations must be in English.

Each speaker should also verify in the final program that the name of the room and the time of his session have not changed.

Speakers should be in the conference room 15 minutes before the beginning of their session and meet with the Chairperson. Please, follow strictly the instructions of the Chair, especially with regard to the time allotted to the speech: please do not go over the time limit. Remember to speak directly into the microphone at a suitable speed for everybody. You will find a laser pointer on the lectern to help you pointing out your slides if necessary. Please do not leave with it!

Qualified personnel from company VideoART will act as liaison between speakers and projectionists : Speakers must go to the PRE-VIEW ROOM to hand in their PowerPoint that will be handed over to the stage direction on time through the internal IT network system of VideoART.

Your computer file must be handed over to the personnel of the PRE-VIEW ROOM, on USB key, CD or DVD as far in advance as possible and TWO hours BEFORE the beginning of each session AT THE LATEST. **(The presentation for an early morning session should be handed over in the evening before).**

Don' t forget:

- Please meet with your chair before the session to make sure everything is in order.
- Respect your time of presentation and do not go over the time limit.

For your Computer Assisted Presentation (PowerPoint):

To avoid delays caused by switching computers at the platform, booting-up computers and potential compatibility problems, the Organizing Committee has made available to speakers the new standard A/V system used in the convention sector. There will be a master computer in each meeting room and to ensure smooth transition between speakers and appropriate audiovisual technical support, the Organizers request that speakers do not plan on connecting their laptop to the LCD projector, nor even bring their own LCDs. Every speaker has to go to the Pre-View room beforehand to bring their PowerPoint presentation.

Format - Presentation:

ONLY presentations for PCs (Windows 2000/XP/Vista configurations) will be accepted, (no MAC, no UNYX, no Key Note, no Acrobat Reader). Please prepare your presentation using Power Point UP TO Version 2007 patched with latest "Service Pack". If you have pictures, they must be under the following format: jpg, .gif, .tif, or .bmp (format .pict prohibited). If you have video files attached to your power point presentation, they must be in the following format: .mpg, .mpeg, .avi or DIVX3. The format .mov (quicktime) is NOT accepted. If you have such files, please export them in .avi format. The new compressed format DIVX 4 and over cannot be accepted.

Please include all used Fonts by the option "File - Save as - Extras - Properties and include True Type"

And do not forget, when saving your final presentation to USB stick, to make sure to include your video files if any and all links to these multimedia files!

If you plan to create your presentation using Microsoft **PowerPoint on Apple** computers, **be sure to check every slide** of your presentation on a PC (Microsoft Windows based computer). When saving the presentation, Mac users must add behind the file name, the '.ppt' extension (Mac PowerPoint 2004) or '.pptx' extension (Mac PowerPoint 2008). KeyNote presentation cannot be shown!

The presentation file size should NOT EXCEED 100 MB (megabytes), including all linked files.

Depositing of file:

In the **PRE-VIEW ROOM** you will be assisted by a technician from VideoART who will help you to upload your presentation to the internal network. You will also be able to review your presentation and to verify that it has been transferred correctly to the system.

In the Meeting room:

Your presentation will be sent directly to the room through the internal computer network. Your name will appear on the screen of the computer positioned on the lectern. You will just have to click on it for your presentation to start. If you don't feel comfortable with this, please ask the host of VideoART in the meeting room to point out your presentation on the screen a few seconds before your turn and to assist you.

Once the presentation is launched, you, the speaker, will control the program. Clicking the track ball which is integrated in the lectern, your computer assisted slides will go on as usual.

Please, do NOT come at the last minute with your own lap-top in the meeting room: you will NOT be able to connect it. Go to the PRE-VIEW ROOM beforehand. If you are delayed, we will inform the chair of your session who will postpone your speech a few minutes if necessary.

Confidentiality:

We would like to inform authors that their files will be automatically deleted from our system AT THE END OF THE CONGRESS unless otherwise instructed or indicated in the program.

Responsibility:

The organizers will not be responsible for a defective display of your presentation if **one or more recommendations listed in these guidelines have not been followed.**

Call for Abstracts

(FREE PAPERS)

The Organisers invite scientists, clinicians and researchers to submit their abstract(s) to the 5-Continent-Congress. The DEADLINE for ABSTRACT submission is: **July, 31st 2009!**

You can either upload your abstract via www.laser-nice.com or send an email to ute_doecke@logi-vent.de

Authors will be notified of the selection results by email in early August 2009 and will receive all technical information and presentation instructions prior to the Congress.

Remember that ONLY electronically submitted abstracts will be considered.

1. Selected abstracts will be presented as oral presentations, during the Free Communications sessions on Saturday, 12th from 11:00 to 13:00.
2. Abstracts received after the deadline will not be accepted and will therefore not be considered for the program.
3. Abstracts must contain work that has not been previously presented at any national or international meeting before 5CC.
4. Authors will be required to select their preferred type of presentation on their online submission form.
5. Abstracts will be peer-reviewed by the Committee without knowledge of their source.
6. Acceptance or rejection of an abstract will be based on the average grade awarded by the reviewers.
7. The abstract should be presented in such a way that the contribution of the research to advance knowledge can be assessed.
8. The authors' conclusions should be clearly stated. General statements such as "the significance of these findings will be discussed" will be regarded unfavourably and will generally lead to the exclusion of abstracts.
9. Initials and abbreviations which are not in common use should be avoided unless they are essential.
10. Remember to check spelling and grammar carefully. Your electronically submitted abstract text will be reproduced as submitted.

Speaker disclosure of potential conflicts of interest

The 5CC Scientific Programming Committee requires that all presentations be as free of commercial bias as possible and that any information on commercial products or services be based on already generally accepted medical thinking. It is also preferred that generic drug names be used wherever possible and that any presentation referring to unlabelled or research-associated commercial products should disclose this situation to session attendees.

REGISTRATION FORM



Please complete this form using block letters and send it to:

Logi-Vent GmbH
 Ute Döpke · Syker Straße 40 - 42
 27211 Bassum · Germany
 Phone: +49-4241-93 32 60
 Fax: +49-4241-93 32 65
 E-Mail: ute_doecke@logi-vent.de

September 10th-12th 2009
 Nice, Côte d'Azur / French Riviera

APPLICANT

Dr. Professor

NUMBER OF PARTICIPANTS







FAMILY NAME		FIRST NAME
NATIONALITY		PROFESSIONAL CATEGORY
PRACTICE/CLINIC		
ADDRESS		
ZIP CODE	CITY	COUNTRY
TEL.	FAX	
E-MAIL	MOBILE	

Acceptance to the course of the applicant will not be confirmed unless total amount has been paid in advance. **Ultimate deadline (early bird): July 31st, 2009!**

Participation fees*	
Cooperating Society** Members: EUR 380 (early bird registration)	Non-Members: EUR 490 (early bird registration)
EUR 420	EUR 550
One-Day Registration: EUR 200 (early bird registration)	
EUR 250	

* all prices excl. VAT – Payment by bank transfer or credit card after confirmation of registration.
 ** ESLD, DDL, ASLMS, ASCDL, Le Groupe Laser France, ESCAD

I am member of (Membership-Number): _____

Date

Signature

Travel Arrangements

Participants are advised to make their own travel and accommodation arrangements with respect to entering the requested country. Hotel information can be sent on request.

